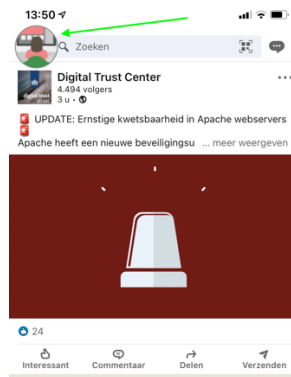


Hoe stel ik inloggen in twee stappen in voor LinkedIn? (tweestapsverificatie)

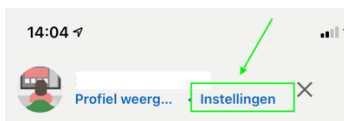
1. Open de LinkedIn-app op je smartphone



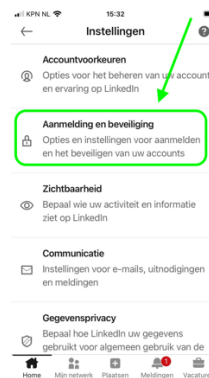
2. Tik op je profielfoto



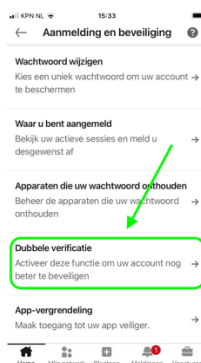
3. Tik op 'Instellingen'



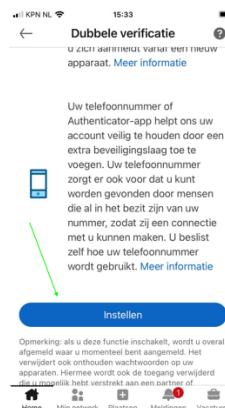
4. Tik op 'Aanmelding en beveiliging'



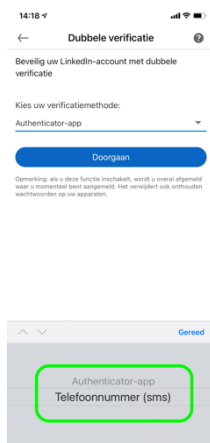
5. Tik op 'Dubbele verificatie'



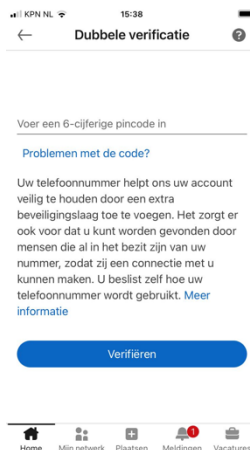
6. Tik op 'Instellen'



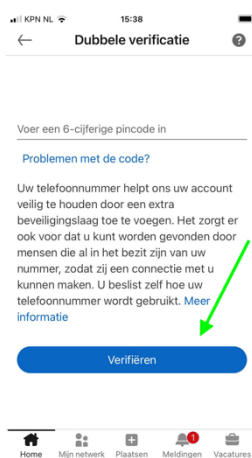
7. Kies de manier waarop je gebruik wilt maken van tweestapsverificatie. Als je gekozen hebt, klik je op doorgaan.



8. Voer de code in die je hebt ontvangen.



9. Tik op 'Verifiëren'



10. Je tweestapsverificatie is ingeschakeld.

